



CITY OF EL MONTE

Economic Development Department
Planning Division

This is only a summary of key design guidelines. Please see the Planning Division and/or the El Monte Zoning Code for the full text and additional requirements.

DESIGN GUIDELINES

ARCHITECTURAL STYLE – SPANISH COLONIAL REVIVAL

Spanish Colonial Revival is a mixture of styles derived from a variety of European and American sources, including the pueblo and Mission styles. After emerging during the San Diego's 1915 Panama-California Exposition, Spanish Colonial Revival became "the style" for Southern California by the 1920s. El Monte contains a large number of one-story Spanish Colonial Revival houses in older single-family neighborhoods.

Defining Architectural Characteristics



Asymmetrical Facade



Complex Roof Forms



Eaves with Little or no Overhang



Small or no Porches



Arches and Arcades




Towers



Courtyards

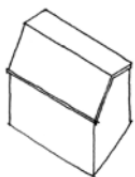


Balconies

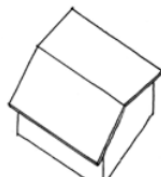


Wood and Iron Balustrades

Preferred Roof Types



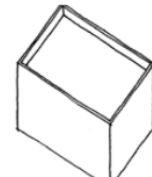
Side Gabled Roof



Front Gabled Roof



Hipped Roof



Flat Roof

Preferred Roof Materials



Clay Tiles



Clay Tiles



Clay Tiles

Preferred Building Materials and Colors

Smooth finish stucco is used to cover the exterior walls and chimneys of Spanish Colonial Revival residences. The color of the walls is often white or beige. Cast concrete blocks, terra cotta tiles, iron hardware, and wood serve as decorative elements. Terra cotta tiles are often used around the house foundation.



Smooth Finish Stucco



Smooth Finish Stucco



Cast Concrete (accent material)



Terra Cotta (accent material)



Iron (accent material)



Wood Trim

Preferred Window or Entry Types

The windows in Spanish Colonial Revival houses are fixed, casement, or double-hung. They are typically arched and recessed. One large window will often serve as the focal element of the façade. Spanish Colonial Revival doors are usually constructed out of carved wood and appear heavy. Iron and wood grilles will sometimes cover small windows in doors. Entries also feature arch elements, small porches and balconies.



Arched Windows



Casement Windows



Double Hung Windows



Arched Entry



Heavy Wood/Carved Doors



Doors with Grille